

Uputstvo za instalaciju ModelSim alata za simulaciju VHDL koda

Osnovi digitalne elektronike
(13E0420D)

Instalacija se nalazi na linku:

- <https://fpgasoftware.intel.com/19.1/?edition=lite&platform=windows>

U Individual Files odabrati ModelSim-Intel FPGA Edition

Products Solutions Support

intel

USA (English) Sign In

Design Software
Embedded Software
Archives
Licensing
Programming Software
Drivers
Board System Design
Board Layout and Test
Legacy Software

Quartus Prime Lite Edition

Release date: September, 2019
Latest Release: v19.1

Select edition: Lite
Select release: 19.1

Operating System Windows Linux

Intel® Quartus® Prime
Design Software

- ✓ The Quartus Prime Lite Edition Design Software, Version 19.1 includes functional and security updates. Users should keep their software up-to-date and follow the [technical recommendations](#) to help improve security. Additional security updates are planned and will be provided as they become available. Users should promptly install the latest version upon release.
- ✓ The Quartus Prime Lite Edition Design Software, Version 19.1 is subject to removal from the web when support for all devices in this release are available in a newer version, or all devices supported by this version are obsolete. If you would like to receive customer notifications by e-mail, please subscribe to our [subscribe to our customer notification mailing list](#).
- ✓ To use the Quartus Prime Lite Edition Design Software, Version 19.1 on Windows, **you must** download and install the patch available in this [KDB Solution](#).
- ✓ OS Support and IP support have changed in this release. Refer to the [Release Notes](#) for details.
- ✓ The Quartus Prime Lite Edition Design Software, Version 19.1 supports the following device families: Arria II. (536.5MB), Cyclone 10 LP. (293.5MB), Cyclone IV. (516.3MB), Cyclone V. (1434.3MB), MAX II, MAX V. (13.1MB), and MAX 10 FPGA. (343.3MB). [More](#)

Combined Files Individual Files **Additional Software**

Download and install instructions: [More](#)
[Read Intel FPGA Software v19.1 Installation FAQ](#)
[Quick Start Guide](#)

Quartus Prime Lite Edition (Free)

Quartus Prime (includes Nios II EDS)
Size: 1.5 GB MD5: C64B01C9F5DE3E14724FOCA046E56A3E
** Nios II EDS on Windows requires Ubuntu 18.04 LTS on Windows Subsystem for Linux (WSL), which requires a manual installation.
** Nios II EDS requires you to install an Eclipse IDE manually.

ModelSim-Intel FPGA Edition (includes Starter Edition)
Size: 968.2 MB MD5: C094C7B72139545F77D93DB0F750594C

Moguće je da će sajt tražiti registraciju

The screenshot shows a web browser window with the URL https://www.intel.com/content/www/us/en/my-intel/fpga-sign-in.html?redirect=http%3A%2F%2Ffpgasoftware.intel.com%2Fsam_login%2F%3F. The page is titled "Intel® FPGA Program Sign In" and "Register".

Sign In Section:

- Intel Employee? [Sign in here](#)
- Intel Customer or Partner?
 - Username:
 - Password:
 - By signing in, you agree to our [Terms of Service](#)
 - Remember me
 - [Forgot your Intel username or password?](#)
 - [Sign in FAQ](#)
 - [Contact customer support](#)

Register Section:

- [Register now for an individual account](#)

If you don't already have access to the Intel® FPGA Program, select the option that best meets your needs.

If you do business with Intel as an individual, you can request for basic access to Intel® FPGA Program tools and resources.
- [Register now for a premier account](#)

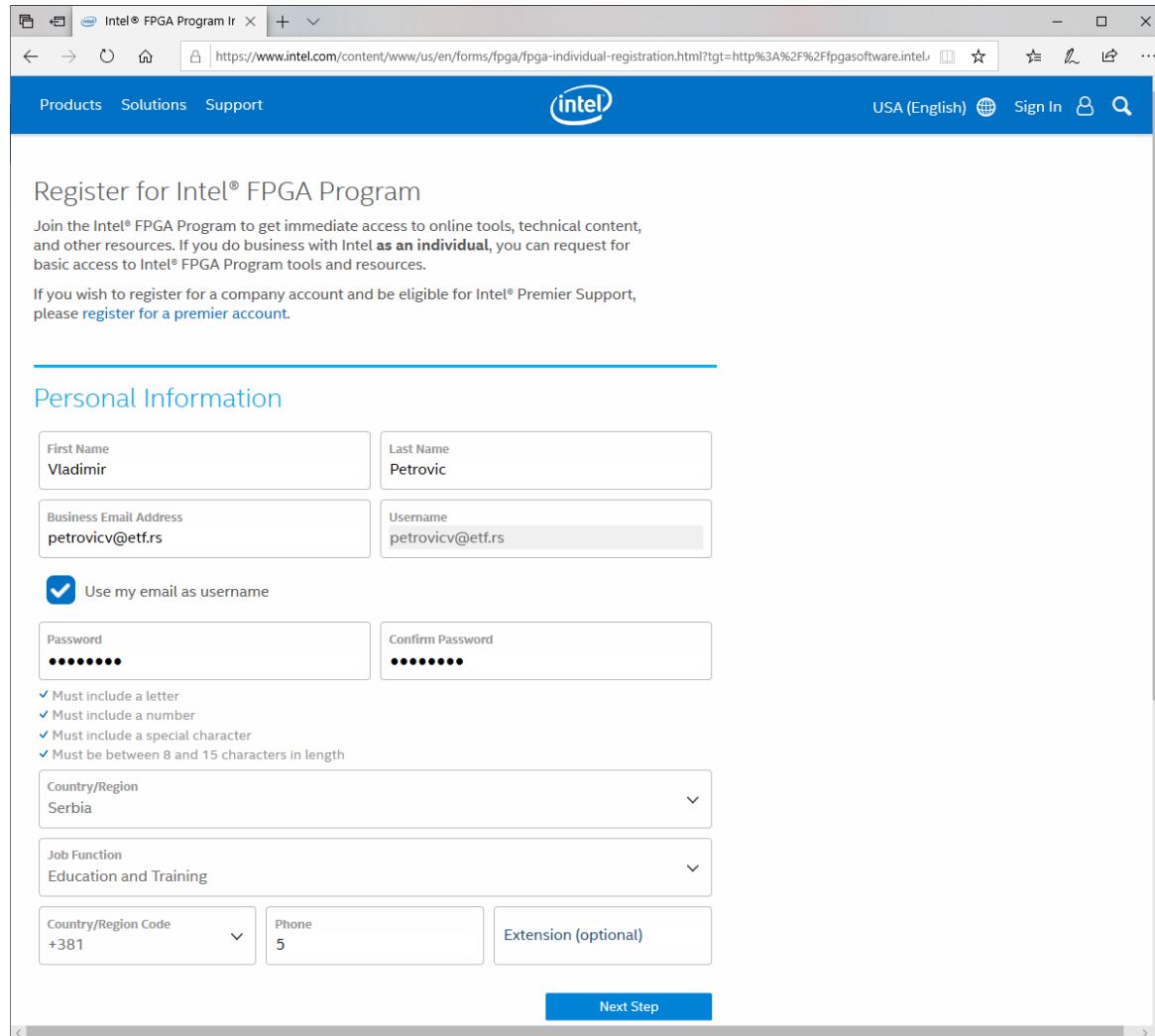
If you do business with Intel on behalf of a company, you can register for a premier account. With a premier account, you will have basic access to Intel® FPGA Program tools and resources, and also be eligible for Intel® Premier Support (company validation required).

Footer:


- Company Information | Our Commitment | Communities | Investor Relations | Contact Us | Newsroom | Jobs
- Intel logo
- Facebook | Twitter | LinkedIn | YouTube | Instagram
- © Intel Corporation | [Terms of Use](#) | [*Trademarks](#) | [Privacy](#) | [Cookies](#) | [Supply Chain Transparency](#) | [Site Map](#)

Register now for an individual account

Možete koristiti studentsku imejl adresu



The screenshot shows a web browser window with the URL <https://www.intel.com/content/www/us/en/forms/fpga/fpga-individual-registration.html?gt=http%3A%2F%2Ffpgasoftware.intel.com>. The page title is "Register for Intel® FPGA Program". The Intel logo is in the top right corner, along with "USA (English)", "Sign In", and a search icon. The main heading is "Register for Intel® FPGA Program". Below it, there is a paragraph: "Join the Intel® FPGA Program to get immediate access to online tools, technical content, and other resources. If you do business with Intel as an individual, you can request for basic access to Intel® FPGA Program tools and resources." Another paragraph follows: "If you wish to register for a company account and be eligible for Intel® Premier Support, please [register for a premier account](#)." The form is titled "Personal Information" and contains several fields: "First Name" (Vladimir), "Last Name" (Petrovic), "Business Email Address" (petrovicv@etf.rs), "Username" (petrovicv@etf.rs), "Password" (masked with dots), and "Confirm Password" (masked with dots). There is a checked checkbox "Use my email as username". Below the password fields, there are four bullet points: "Must include a letter", "Must include a number", "Must include a special character", and "Must be between 8 and 15 characters in length". There are two dropdown menus: "Country/Region" (Serbia) and "Job Function" (Education and Training). At the bottom, there are three input fields: "Country/Region Code" (+381), "Phone" (5), and "Extension (optional)". A blue "Next Step" button is at the bottom right.

Products Solutions Support  USA (English) Sign In

Register for Intel® FPGA Program

Join the Intel® FPGA Program to get immediate access to online tools, technical content, and other resources. If you do business with Intel as an individual, you can request for basic access to Intel® FPGA Program tools and resources.

If you wish to register for a company account and be eligible for Intel® Premier Support, please [register for a premier account](#).

Personal Information

First Name Vladimir	Last Name Petrovic
Business Email Address petrovicv@etf.rs	Username petrovicv@etf.rs

Use my email as username

Password ●●●●●●	Confirm Password ●●●●●●
--------------------	----------------------------

- ✓ Must include a letter
- ✓ Must include a number
- ✓ Must include a special character
- ✓ Must be between 8 and 15 characters in length

Country/Region Serbia
Job Function Education and Training

Country/Region Code +381	Phone 5	Extension (optional)
-----------------------------	------------	----------------------

Next Step

Popunite

The image shows a web browser window displaying the Intel FPGA Program Ir registration form. The browser's address bar shows the URL: <https://www.intel.com/content/www/us/en/forms/fpga/fpga-individual-registration.html?tgt=http%3A%2F%2Fpgasoftware.intel.com>. The Intel logo is visible in the top navigation bar, along with links for Products, Solutions, and Support. The current page is titled "Enrollment Questions".





The form is divided into several sections:

- Enrollment Questions:** This section contains three dropdown menus. The first is "Project Timeframe" with the selected value "0-6 Months". The second is "Industry" with the selected value "Education". The third is "Preferred Distributor" with the selected value "Europe - Arrow Central Europe".
- Company Information:** This section contains six input fields. "Company Name" is "University of Belgrade". "Number of Employees" is "100-249". "Country/Region" is "Serbia". "State/Province" is "Beograd". "City" is "Belgrade". "Zip/Postal Code" is "11000".
- Communication Subscriptions:** This section includes the text "Subscribe to email updates from Intel (optional)." and two checkboxes. The first checkbox is for "Programmable Logic Product Announcements" and is unchecked. The second checkbox is for "Programmable Logic Newsletters" and is also unchecked.

A blue "Next Step" button is located at the bottom of the form. Below the form, there is a section for "Terms and Conditions".

Submit


The screenshot shows a web browser window with the Intel logo in the top left and navigation links for Products, Solutions, and Support. The main heading is "Register for Intel® FPGA Program". Below this, there is a paragraph explaining the benefits of joining the program as an individual. A second paragraph offers a link to register for a premier account for company accounts. The form is divided into sections: "Personal Information" and "Enrollment Questions", each with an "Edit" link. A "Terms and Conditions" section follows, with a paragraph of text and links to "Privacy Notice" and "Terms of Use". A prominent blue "Submit" button is centered at the bottom of the form area. The footer contains the Intel logo, a list of navigation links (Company Information, Our Commitment, Communities, Investor Relations, Contact Us, Newsroom, Jobs), social media icons for Facebook, Twitter, LinkedIn, YouTube, and Instagram, and a row of legal links (© Intel Corporation, Terms of Use, *Trademarks, Privacy, Cookies, Supply Chain Transparency, Site Map).


Products Solutions Support  USA (English)  Sign In  

Register for Intel® FPGA Program

Join the Intel® FPGA Program to get immediate access to online tools, technical content, and other resources. If you do business with Intel **as an individual**, you can request for basic access to Intel® FPGA Program tools and resources.

If you wish to register for a company account and be eligible for Intel® Premier Support, please [register for a premier account](#).


Personal Information [Edit](#) 






Enrollment Questions [Edit](#) 

Terms and Conditions

By submitting this form, you are confirming you are an adult 18 years or older and you agree to share your personal information with Intel to stay connected to the latest Intel technologies and industry trends by email and telephone. You can unsubscribe at any time. Intel's web sites and communications are subject to our [Privacy Notice](#) and [Terms of Use](#).

[Submit](#)

 [Company Information](#) [Our Commitment](#) [Communities](#) [Investor Relations](#) [Contact Us](#) [Newsroom](#) [Jobs](#)


© Intel Corporation | [Terms of Use](#) | [*Trademarks](#) | [Privacy](#) | [Cookies](#) | [Supply Chain Transparency](#) | [Site Map](#)

<https://www.intel.com/content/www/us/en/forms/fpga/fpga-individual-registration.html?tgt=http%3A%2F%2Ffpgasoftware.intel.com>

Otvorite imejl

- Potvrdite adresu klikom na link

From wsm-postmaster@intel.com ☆
Subject **Intel Registration Confirmation**
To Me ☆

 To protect your privacy, Thunderbird has blocked remote content in this message.

Welcome: Verify your e-mail

Action Required

Welcome - Thank you for your interest in the [Intel@ FPGA Program](#). You now have access to the [Intel@ FPGA Program](#) online tools, technical content, and resources.

Please retain this e-mail for future reference.

Login ID: petrovicv@etf.rs
E-mail Address: petrovicv@etf.rs

What you need to do

Please verify your e-mail address by clicking this [link](#) or by copying the URL into your browser.

Your password should be protected as confidential. Your use of the password and Intel's websites are governed by Intel's Terms and Conditions of Use linked from the bottom of each respective site's web pages.

If you have any questions, please contact us [here](#).

Visit this [link](#) any time to manage your profile.

Please DO NOT reply to this e-mail message. This is an automated response. To ensure that you continue receiving our e-mails, please add us to your address book.

Intel is committed to protecting your privacy. For more information, please see the [Intel Privacy Notice](#). Intel Logo

[Legal Information](#) | [Trademarks](#) © Intel Corporation. All rights reserved.
*Other names and brands may be claimed as the property of others.
**Intel is not responsible for content of sites outside our intranet sites.

SMPLRENGENRLA

Ulogujte se

Intel® FPGA Program

Sign In

[› Intel Employee? Sign in here](#)

Intel Customer or Partner?



By signing in, you agree to our [Terms of Service](#)

Remember me

[Sign In](#)

[Forgot your Intel username or password?](#)

[Sign in FAQ](#)

[Contact customer support](#)

Ponovo na link za download instalacije

- <https://fpgasoftware.intel.com/19.1/?edition=lite&platform=windows>
- Kliknite na download ModelSim alata
- Pokrenite instalaciju kada se sačuva .exe fajl

Installing ModelSim - Intel FPGA Edition or Starter Edition 10.5b (Quartus Prime 19.1.0.670) (32-bit)



Setup - ModelSim - Intel FPGA Edition or Starter Edition 10.5b (Quartus Prime 19.1.0.670) (32-bit)

Welcome to the ModelSim - Intel FPGA Edition or Starter Edition 10.5b (Quartus Prime 19.1.0.670) (32-bit) Setup Wizard.

For more information about Intel FPGA software, go to <https://www.intel.com/content/www/us/en/products/programmable.html>.

< Back

Next >


Cancel

Select the ModelSim edition you like to install



- ModelSim - Intel FPGA Starter Edition**
- License is not required.
- ModelSim - Intel FPGA Edition**
- License is required.

Installing ModelSim - Intel FPGA Edition or Starter Edition 10.5b (Quartus Prime 19.1.0.670) (32-... — □ ×

License Agreement 

You can view the full license agreement at the link below. You must accept the terms of the agreement before continuing with the installation.
<http://fpqasoftwre.intel.com/eula/>

QUARTUS PRIME AND INTEL FPGA IP LICENSE AGREEMENT, VERSION 19.1

Intel, Quartus and the Intel logos are trademarks of Intel Corporation or its subsidiaries in the US and other countries. Any other trademarks and trade names referenced here are the property of their respective owners.


DO NOT DOWNLOAD, INSTALL, ACCESS, COPY, OR USE ANY PORTION OF THE LICENSED SOFTWARE UNTIL YOU HAVE READ AND ACCEPTED THE TERMS AND CONDITIONS OF THIS AGREEMENT. BY INSTALLING, COPYING, ACCESSING, OR USING THE LICENSED SOFTWARE, YOU AGREE TO BE LEGALLY BOUND BY THE

Do you accept this license? I accept the agreement I do not accept the agreement


InstallBuilder

< Back Next > Cancel

Installing ModelSim - Intel FPGA Edition or Starter Edition 10.5b (Quartus Prime 19.1.0.670) (32-... — □ ×

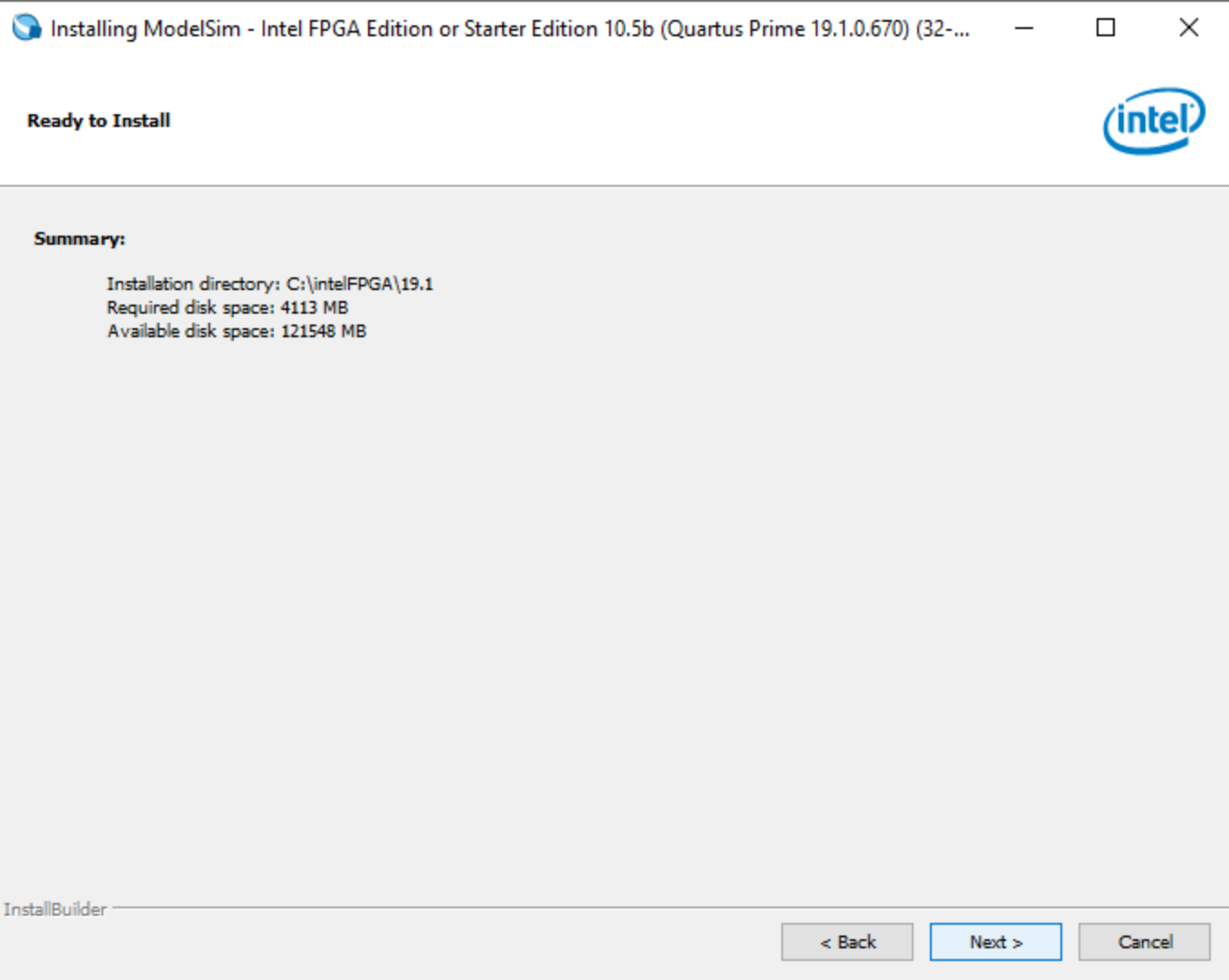
Installation Directory 

Specify the directory where ModelSim - Intel FPGA Starter Edition 19.1.0.670 will be installed


Installation Directory 

InstallBuilder

< Back Next > Cancel




Installing ModelSim - Intel FPGA Edition or Starter Edition 10.5b (Quartus Prime 19.1.0.670) (32-... — □ ×

Installing 

Wait while Setup installs ModelSim - Intel FPGA Starter Edition 19.1.0.670

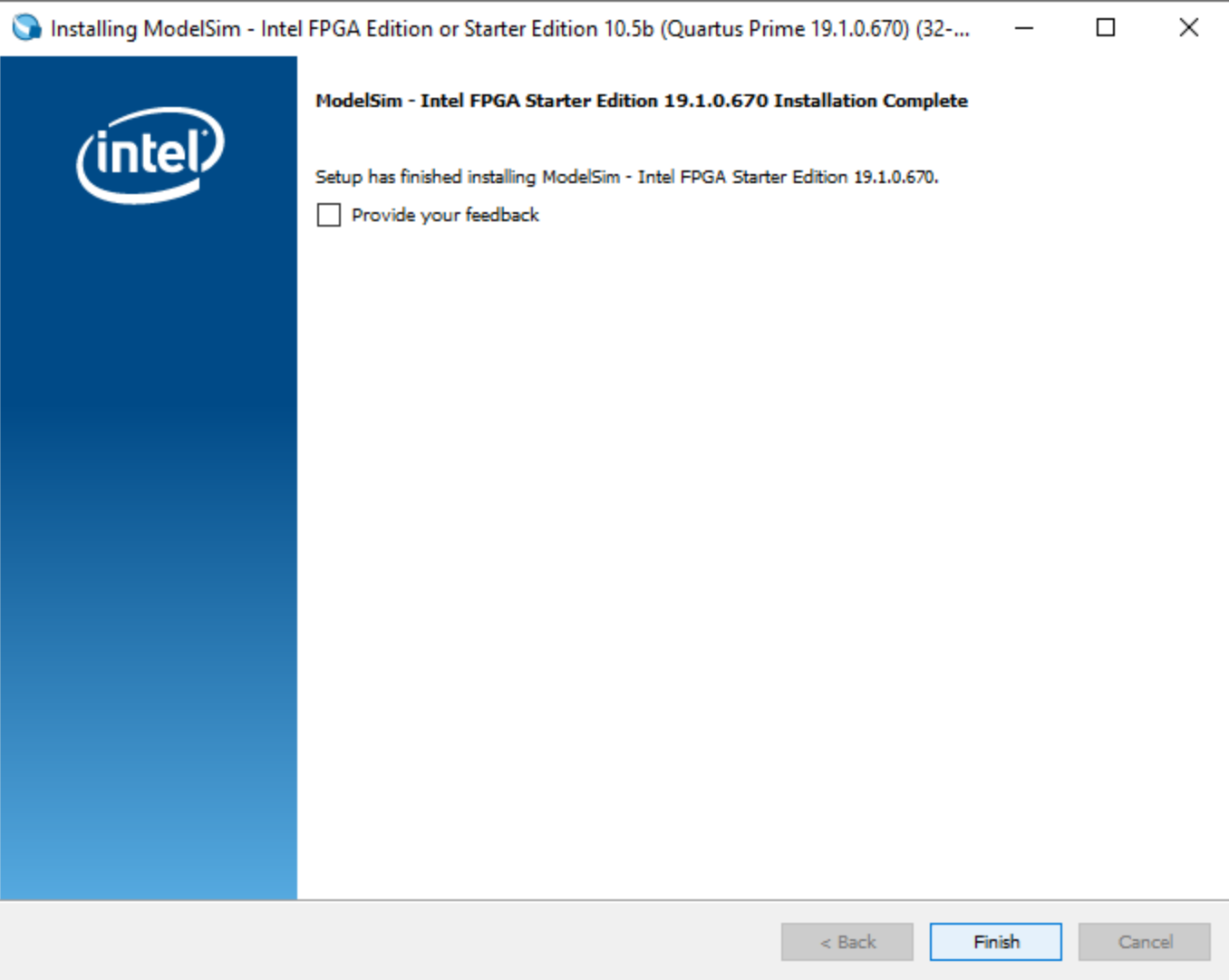
Installing

Unpacking files

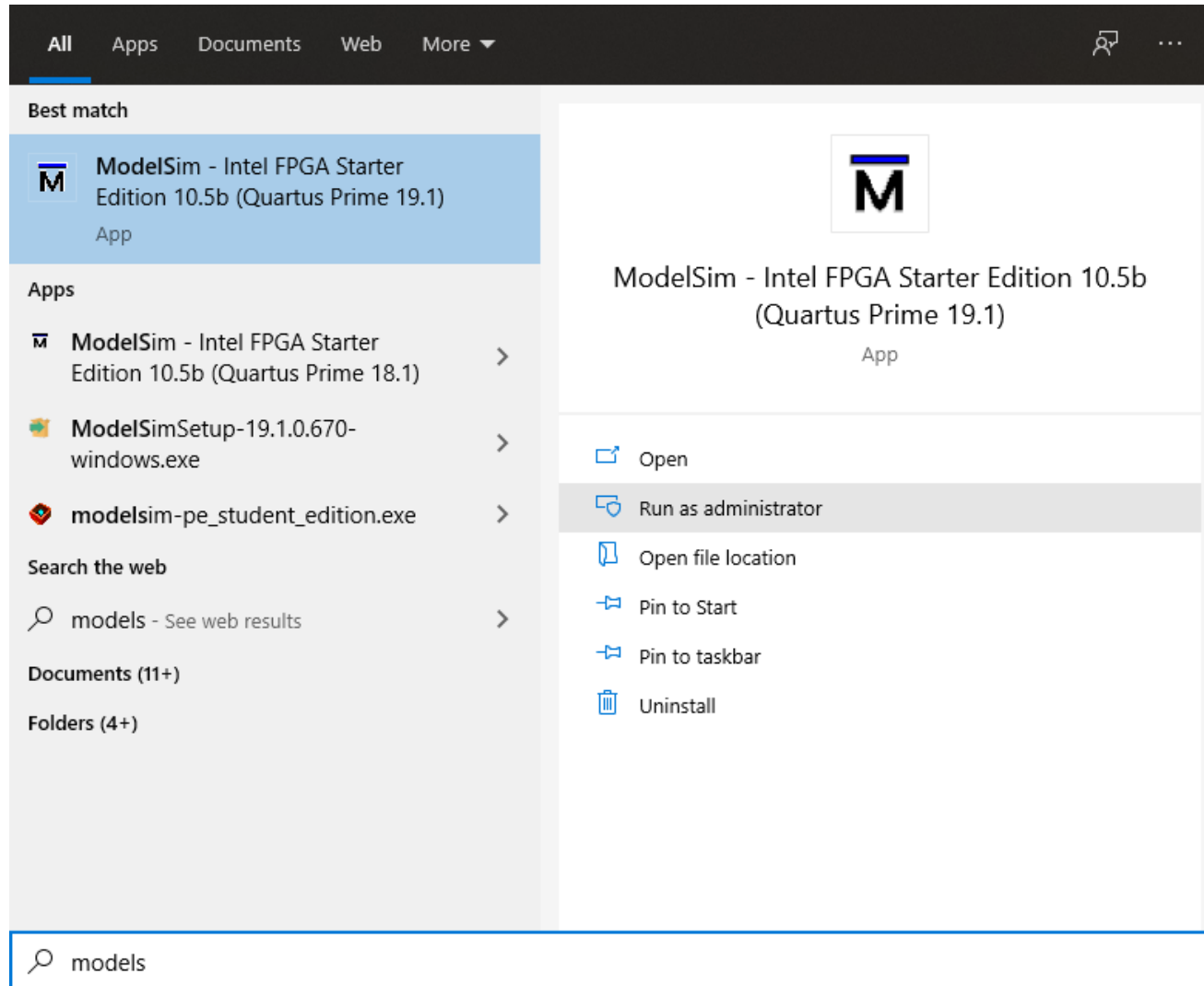


InstallBuilder

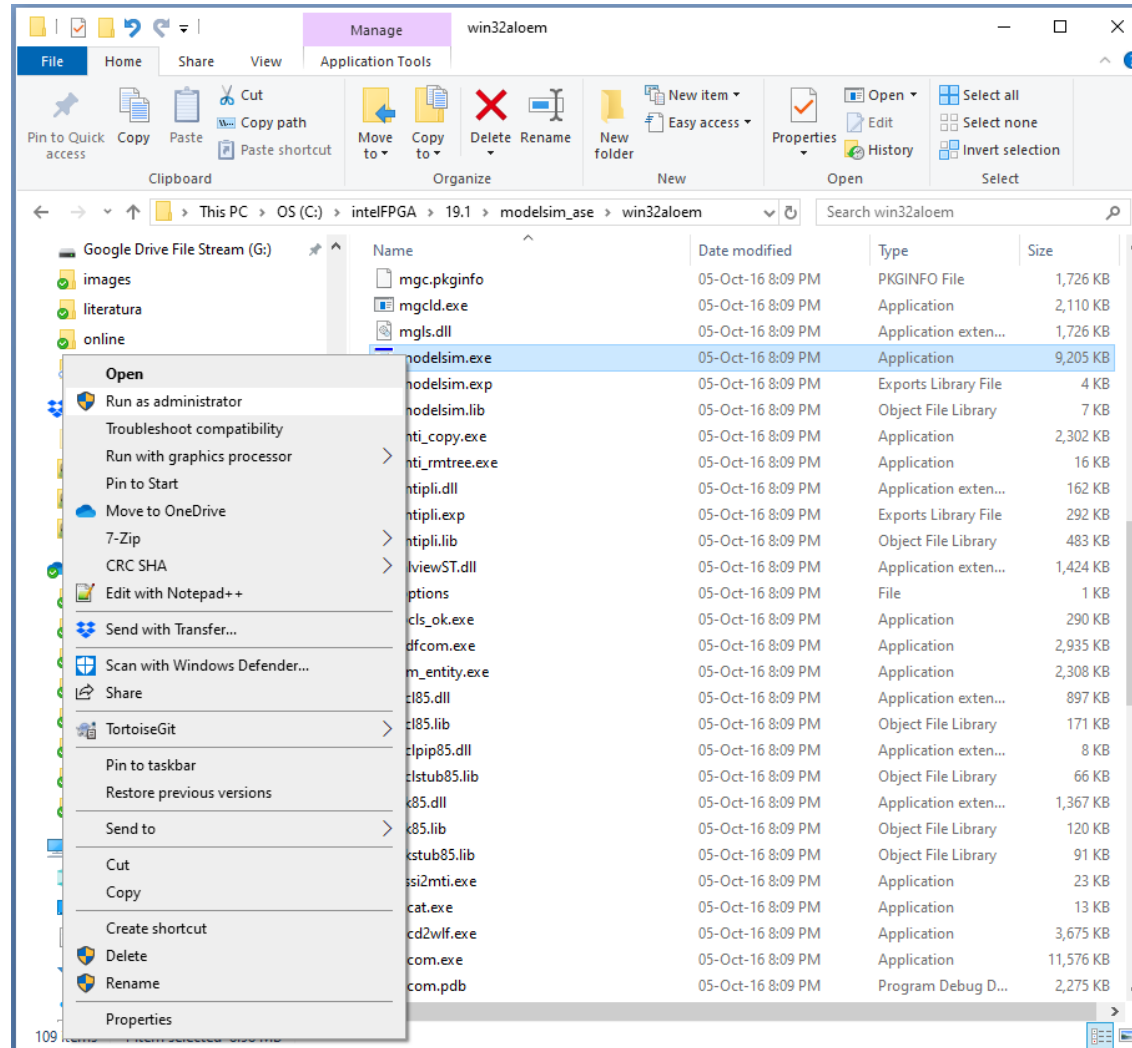
< Back Next > Cancel



Pokrenuti program sa admin privilegijama



Ili ovako:



Ostalo na časovima...